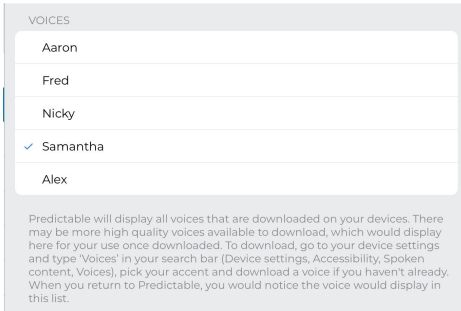


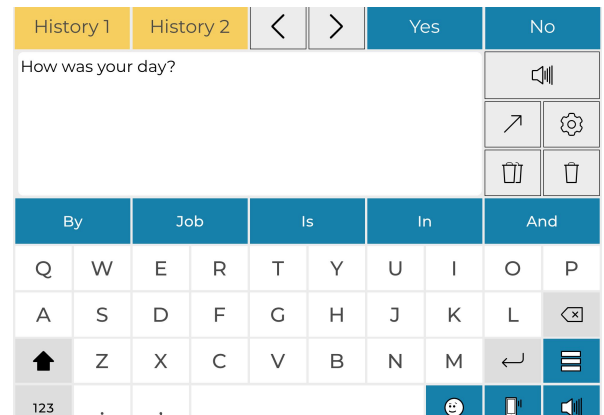
## 1.4 Speaking your first message

When you first open Predictable, it is likely that you will be keen to speak your first message. To do so there are a few steps to consider first.

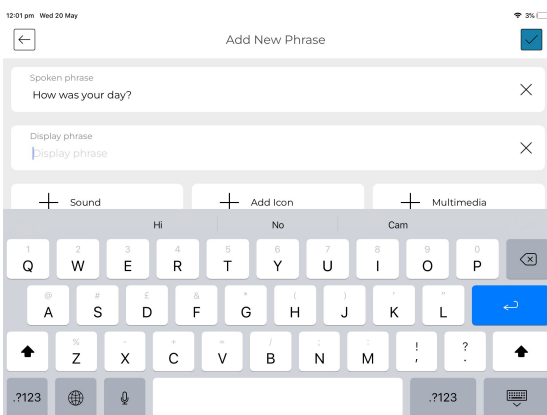


If you're a new user, the default voice will be Samantha. If you don't think that Samantha best reflects your own speaking voice, you can choose from the other options available in the Speech section of Settings. If you had Predictable 5, the voice you used then will be your default voice in Predictable 6.

Once happy with your choice, go back to User Mode. In User Mode, to construct a message use the keyboard. As you start to type, your message will start to appear in the Message Window. When you're ready to speak the message, press the gold speech icon which can be found both to the right of the Message Window or in the bottom right corner of your keyboard.



If this is a message that you expect to use frequently, such as 'How was your day?', you may want to save it as a phrase. Having a message stored as a phrase saves you from having to type it every time you want to speak it.



To do so, press the Categories and Phrases icon, which can be found directly above the Speak icon on the keyboard. Click on the category which best suits your phrase and then press the edit icon. Press on Add Phrase, which will take you to a page where you can create your phrase. You can add text for both the Spoken and Display Phrase, a recording, an icon and a link to multimedia.